

**David Thompson  
Secondary  
Course Planning  
Grade 8 to Grade 9**




**DTCOUNSELLING.CA**  
**February 2026**

# Course Planning 2025-2026


Step 1: Student Presentation. Everything students need to know about course selection. This PowerPoint is uploaded to our counselling website: <https://dtcounselling.ca/>



Step 2: Students self-reflect/discuss options with family, teachers, peers. Read the course descriptions in the course book.



Step 3: Students input their course requests in MyEd BC.



Reach out to your counsellor if additional information is required

# The Course Planning Process

- Selections should be well researched
- Read the course description booklet available on our school and counselling website
- If more information is required, check-in with the course's current teacher
- Discuss choices with parent/guardian
- Choices should be firm prior to entering into MyEd. Our timetable and block allocation are determined based upon the choices that students make.
- We do our best to satisfy all requests but it's important to keep in mind that you might not get everything you are hoping for due to a variety of reasons (ie. course conflicts, insufficient enrollment, senior students getting priority etc.)
- Students' course schedules are generated randomly based upon the information that students submit to MyEd online.

# Counsellor's Job

Provide	Provide academic, career and personal counselling
GRAD	Provide course information and graduation requirements
Credits	Keep current on Graduation/Post-Secondary requirements
?	Answer questions and direct to resources

# Student's Parents' Job



Investigate options/interests



Research courses available/required. Discuss with parent's & or counsellor



Meet both:

Graduation  
requirements  
Post-secondary specific  
requirements



Complete course selection by entering requests into MyEd.

# Graduation Required Courses

- ▶ These courses begin in Grade 10 where you can pass/fail
  - ▶ IF YOU FAIL, you must repeat until you pass
  - ▶ Important to LEARN in Grades 8 and 9 SO THAT you CAN pass in Grade 10 level courses.  
For example: HOW will you be able to do Grade 10 MATH if you have not been able to do Grade 8 and 9 MATH
- ▶ ATTENDANCE IS required and is the most important thing you can do to do well

# Courses for Grade 9

English 09

Social Studies 09

Science 09

Math 09

Physical Education 09

Elective

Elective

Elective

# Language Electives for Grade 9

French 9

Spanish 9

Mandarin 9

\*\*\*If you have prior knowledge in Mandarin,  
select Mandarin 9 and please PICK UP a  
Mandarin form from the counselling suite\*\*\*



# Do I Need A Second Language?

- A second language is not required for graduation
- A Grade 11 level second language is NOT required for most BC University entrance
  - MOST provinces do not require
  - USA schools do not require
  - Check each university requirements carefully as they may differ
- Colleges, Apprenticeship and Trade Programs do not require a second language for entrance

# Fine Arts Electives

- Art 9
- Sculpture 10
- Dance 10
- Drama 9
- Media Arts 10
- Animation 10
- Band 9
- Jazz 9
- Guitar 10
- Choir 9
- Piano 9

# Applied Skills Electives

## Technical Education

- Drafting 10
- Graphic Arts 10
- Photo 10
- Woodwork 10

## BUSINESS

- Business Education 9

## Home Economics

- Food Studies 10
- Fibre Arts 10
- Textiles 10

# Sources for Further Research

As you course plan for next year, and begin to consider your path for the future, you will likely require more information. Please take the time to take advantage of the following sources during your investigation:

1. Talk to **other students** in your grade and higher grades.
2. Visit **teachers** of subjects in your areas of interest to learn more.
3. Discuss with **parents**, other family members and important adults in your life about your interests and plans.
4. Read in more detail the “**Course Planning Guide, 2026-2027**”, available on David Thompson’s counselling website: <https://dtcounselling.ca/>
5. If you have questions, visit your counsellor **AFTER** researching your choices!

# Get Involved!

Employers, universities and scholarship committees tell educators that they want well-rounded, active, sociable young people who are able to work co-operatively with others.

Besides their academic studies, David Thompson students have an excellent opportunity to help themselves become this kind of person through one of the most enjoyable and rewarding parts of high school - involvement in extracurricular activities.

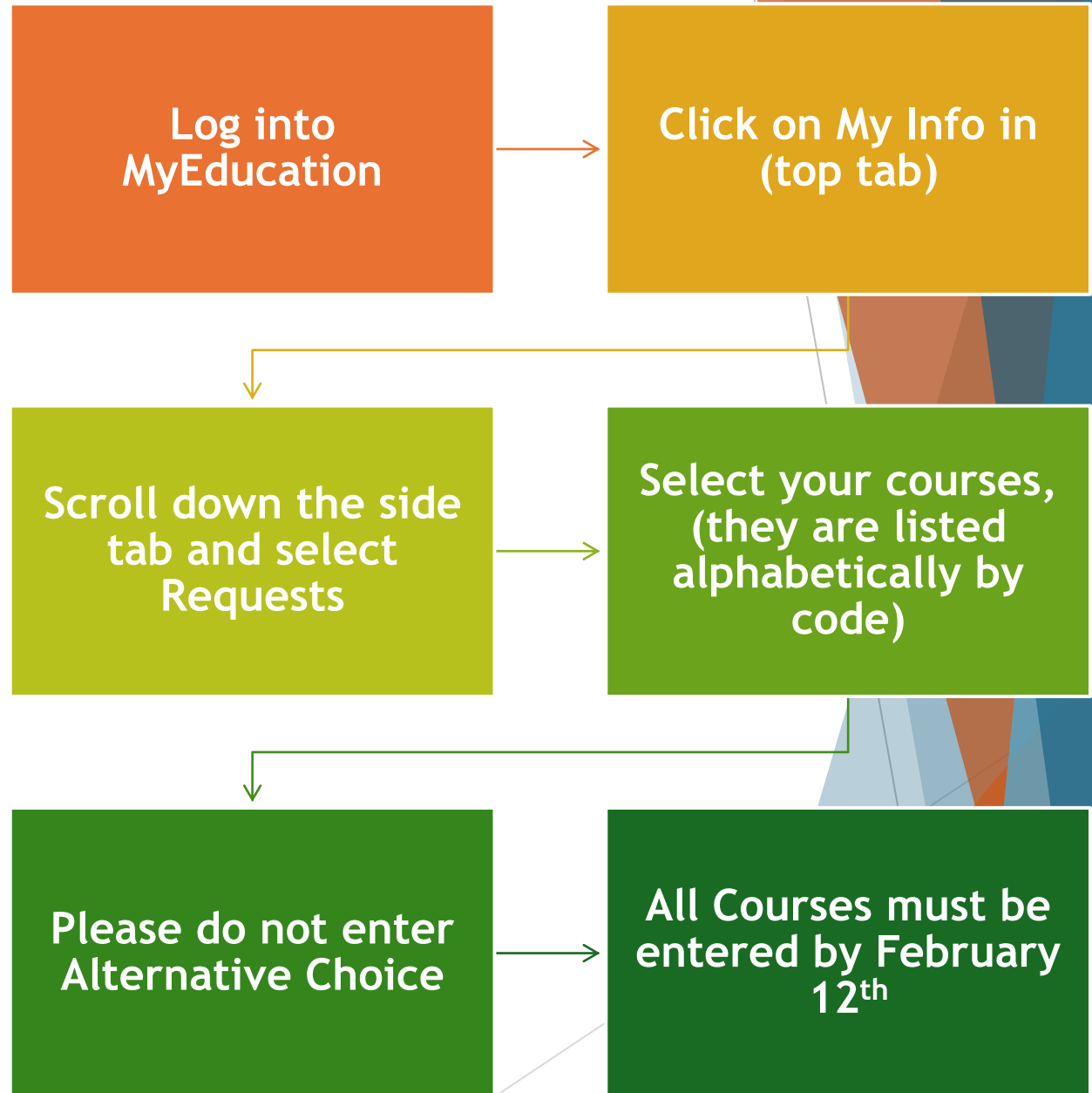
Participating students benefit in many ways from social activities, co-operative projects, exercise, skill development in athletics, music, drama, and public speaking, and other such activities.

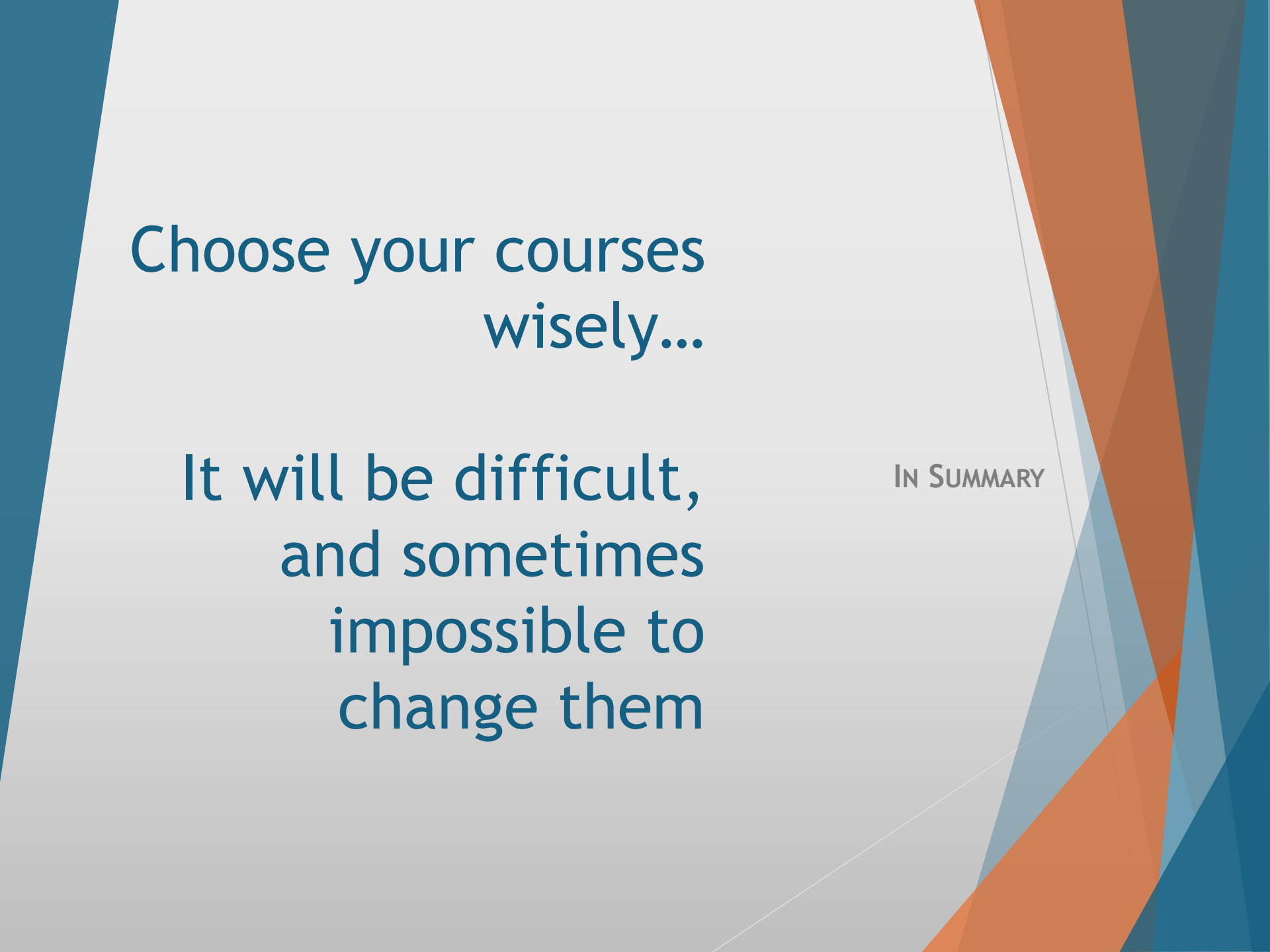
They frequently receive learning opportunities they would not usually get in the classroom. The answer for students is easy - get involved!

# Balance

- ★ Self-care
- ★ Realistic expectations
- ★ Stress-management
- ★ Make your own decisions, based on your interests, it's your schedule

# How do I input my courses?





Choose your courses  
wisely...

It will be difficult,  
and sometimes  
impossible to  
change them

IN SUMMARY



# Next steps

- ▶ Review Course Planning Guide and ALL INFO at <https://dtcounselling.ca/>
- ▶ Research/Reflect on course choices
- ▶ Login to your MyEducation BC account - enter selections

**ALL COURSES MUST BE  
ENTERED INTO  
MYEDUCATION BY  
FEBRUARY 20<sup>TH</sup>!**

# CONTACT INFORMATION

- Theresa Lopetrone  
[tlopetrone@vsb.bc.ca](mailto:tlopetrone@vsb.bc.ca)  
Last names A-G
- Raymond Moy  
[rmoy@vsb.bc.ca](mailto:rmoy@vsb.bc.ca)  
Last names H-L
- Rupy Dhaliwal  
[rdhaliwal@vsb.bc.ca](mailto:rdhaliwal@vsb.bc.ca)  
Last names M-Q
- Stephanie Tsui  
[satsui@vsb.bc.ca](mailto:satsui@vsb.bc.ca)  
Last names R-Z

